

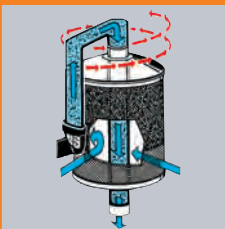


A POINT-OF-ENTRY SELF-CLEANING BACKWASH WATER FILTER WILL SAVE YOU MONEY, TIME AND AGGRAVATION

SEE IT WORK!



ANSI/NSF 61/CSA-B125



WATER CULTURE @ ITS BEST



THE PROBLEM



Looking down a Toronto city water main, removed in July, 2007

The “Water Works” department does an exceptional job in filtering and purifying our city water supply, unfortunately from the time it leaves the various pumping/storage stations and enters into the underground plumbing network, (infrastructure) which distributes the water to our homes, buildings, schools and places of business; it is subject to changes and contamination.

In Toronto for example;

The plumbing infrastructure which is responsible for delivering the cities potable water supply is old, some dating back to 1859, and it is “deteriorating and bursting all over”.¹

- 1,300 city water main breaks in an average year
- an Average of 25 water main breaks per week
- 50 years is the average age of our city’s water mains
- at least 20% of city water mains are 80 years old
- 8% of city water mains are older than a century

Toronto has 5,920 kilometers of plumbing infrastructure to worry about! 2

Toronto Water Staff reports that an estimated 9 to 10 % of the water pumped into our distribution/plumbing infrastructure system, is lost before it is delivered.

Although these facts are based on Toronto’s aging plumbing infrastructure, the same can be said for other cities, towns and municipalities.



Facts taken from article featured in “The Toronto Star”, GTA section, dated January 20, 2007

MOST if not ALL of the city's water mains are made of steel and/or cast iron. Given the age of these pipes, corrosion remains the biggest problem.

Corrosion in our city water mains leads to rust build-up within them, which eventually is swept into our water supply through the repetitive water pressure disruptions and by the many broken water mains.

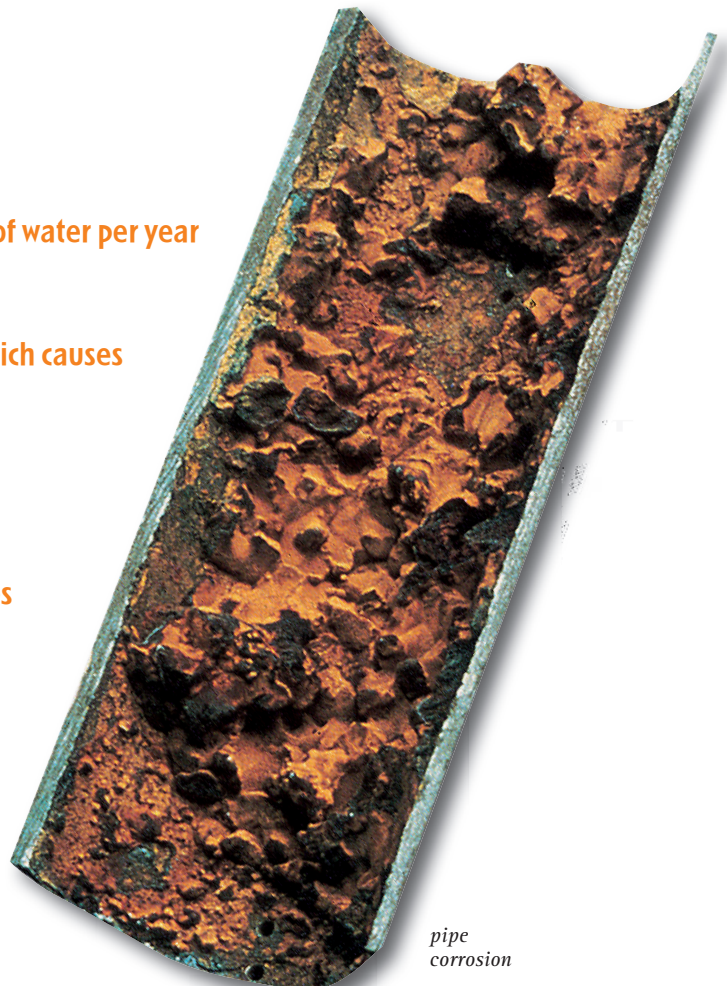
Particulate Matter and other physical impurities in our water supply can have a significant detrimental impact on building maintenance and operational costs, especially with the progressively smaller water pathways of Low Consumption faucets, showers, toilets and Green (LEED) Products.

The Physical Impurities that are introduced into our city water supply, which include rust, sand, dirt, and gravel to name a few, are a direct result of the constant occurrence of city water main breaks, causing the following plumbing problems and more;



This picture was taken during a building water meter replacement

- leaky toilets, which can waste more than 300,000 litres of water per year
- early erosion of copper pipes
- sediment build-up in hot water tanks
- erosion of hot water tank liners exposing bare metal which causes tanks to rust
- water discoloration
- build-up on boiler heat transfer elements
- clogging and obstruction of faucet aerators
- malfunction of pressure regulating valves
- wear and tear on booster pumps and recirculating pumps
- malfunction of shut-off valves
- leaky and faulty flush-o-meters
- malfunction of electronic faucets, toilets and urinals
- leaky faucets and shower controls
- staining of fixtures
- unpleasant drinking water



*pipe
corrosion*

THE SOLUTION: FROM THE INVENTOR OF THE BACKWASH FILTER

The JUDO PROFI Self-Cleaning Backwash Water Filter and the JUDO PROFIMAT Automatic Self-Cleaning Backwash Water Filter is a filtration system that is recommended and installed at the Point-Of-Entry of the water supply to your building.

They filter out all coarse and fine-grained physical impurities/particulate from your buildings water supply, flushing them all to the drain automatically.

Available from 3/4" thru 8" pipe sizes, able to handle water flow rates of up to 880 gallons per minute with a minimal pressure loss under 3 PSI.

Available in manual self-cleaning backwash versions as well as with fully automatic self-cleaning backwash features comprised of both time backwash settings and pressure differential over-ride backwash settings.

A backwash is initiated based on a time setting (hourly, daily, weekly or monthly), the pressure differential feature overrides the time setting should a backwash cycle be required sooner than the preset time intervals. All this is performed automatically without the interruption to the water supply or filtration process.

Fully Automatic versions are equipped standard with 2 (two) potential-free output dry contact remote transmissions for building automation systems. Including an electronic control system with LED display.

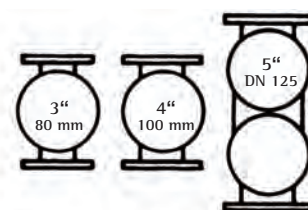
All filters are equipped with a permanent stainless steel filter insert/sieve, standard insert/sieve size 100 micron aperture; also available are 30 micron, 320 micron and 500 micron. They are also equipped standard with a 360 degree clear sight glass, which allows you to view the filtration, soiling and backwash functions.

JUDO Water Treatment, a certified ISO 9001 company, was founded in 1936. At JUDO we combine our well founded technical experience gained through our 70 years of practice in the water treatment sector, together with our manufacturing proficiency in our many facilities to build and deliver the most innovative, leading edge, technologically advanced and environmentally friendly water filtration/treatment products and solutions.

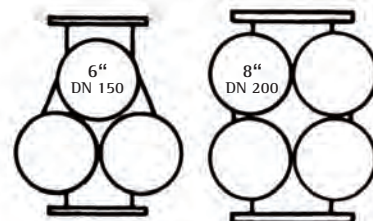
"Quality" and "Technology" - Made in Germany!

SEE IT WORK!

Simultaneous cleaning of the sight-glass is performed during each backwash cycle which is completed in approximately 2 minutes.



Top view of PROFI 3" to 8"



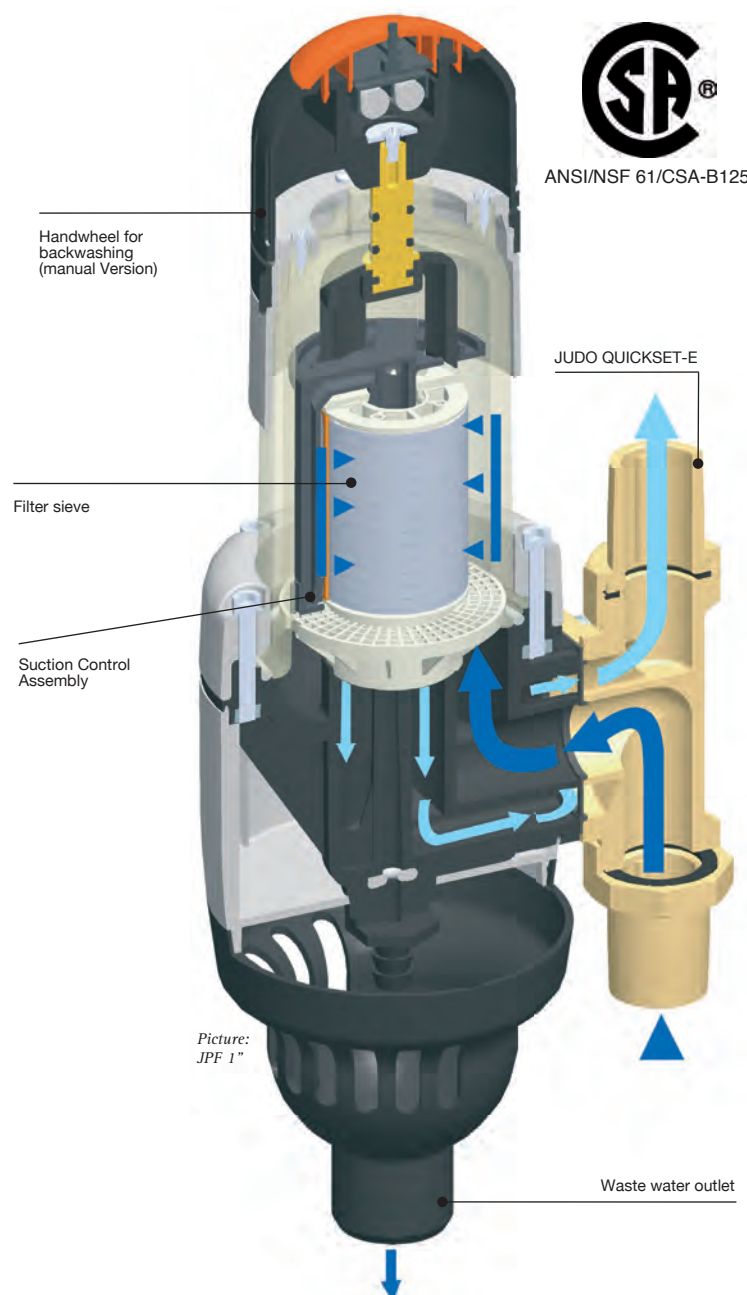
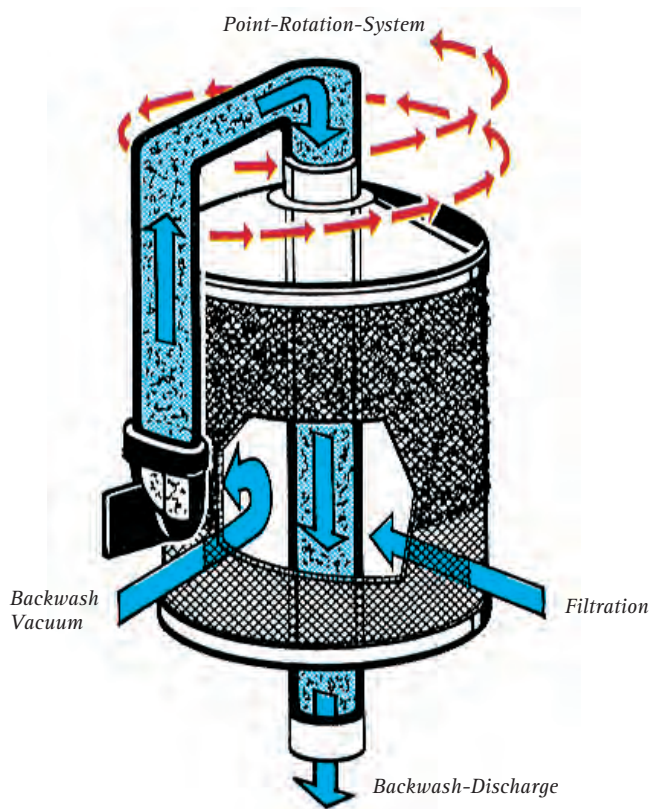
PROFI/PROFIMAT technical data

Size	3/4" (20 mm)	1" (25 mm)	1 1/4" (32 mm)	1 1/2" (38 mm)	2" (52 mm)	2 1/2" (65 mm)	3" (80 mm)	4" (100 mm)	5" (125 mm)	6" (150 mm)	8" (200 mm)
Flow rate	18.0 gpm	20.6 gpm	23.2 gpm	70 gpm	75 gpm	110 gpm	220 gpm	264 gpm	440 gpm	660 gpm	880 gpm
Pressure loss	2.9 psi	2.9 psi	2.9 psi	2.9 psi	2.9 psi	2.9 psi	2.9 psi	2.9 psi	2.9 psi	2.9 psi	2.9 psi
Max. flow pressure	150 psi	150 psi	150 psi	150 psi	150 psi	150 psi	150 psi	150 psi	150 psi	150 psi	150 psi
Max. temperature	30 °C	30 °C	30 °C	30 °C	30 °C	30 °C	30 °C	30 °C	30 °C	30 °C	30 °C
Standard sieve size	0.004 Inch	0.004 Inch	0.004 Inch	0.004 Inch	0.004 Inch	0.004 Inch	0.004 Inch	0.004 Inch	0.004 Inch	0.004 Inch	0.004 Inch
Weight	6 kg	6 kg	6 kg	10 kg	10 kg	21 kg	33 kg	35 kg	74 kg	145 kg	200 kg


HOW DOES IT WORK?

The PROFI and PROFIMAT allows water to flow and be filtered through a stainless steel filter sieve, which traps and retains all the physical impurities until an automatic backwash is initiated. During backwash there is NO interruption to the buildings water supply or to the filtration process due to the working principals of the filters patented backwash point-rotation-system allowing water to be filtered even during a backwash cycle.


The JUDO PROFI series is the first Self-Cleaning Backwash Point-of-entry water filtration system of its kind that is CSA and NSF 61 approved and certified for applications on domestic potable water supplies in North America!




Close-up through viewing glass



BENEFITS!



3" Copper Pipe -
The way it should look!



3" Copper Pipe -
Covered with physical impurities*

* These impurities coat the heat transfer elements in domestic water boilers drastically reducing their efficiency and longevity.

- protects the longevity of ALL mechanical / plumbing equipment, fixtures & controls
- reduces mechanical / plumbing maintenance costs
- helps optimize energy efficiency
- upholds water conservation
- protects plumbing products that help promote and obtain LEED project ratings
- ensures the optimal performance of LEED plumbing & mechanical products
- environmentally Friendly - An integral part of "GREEN" buildings
- results in lower operational costs for building owners, improves occupant comfort and reduces environmental impacts
- minimizes building maintenance repairs
- enhances your bottom line
- works for you 24 hours a day - All year round
- safeguards the quality of our "tap" drinking water


CASE STUDY

YOU BENEFIT - WHILE IT WORKS!

Pictures of toilet tanks and faucet aerators in two (2) buildings located next door to each other, sharing the same city water main.




Building "A" is 7 years old and has a JUDO PROFIMAT water filter, installed when constructed. Sediment and rust free toilet tank and aerator.



Building "B" is 5 years old and does not have a filter. Sediment and rust is seen in toilet tank and aerator.

INSTALLATIONS



Niagara Fallsview
Casino Resort with 8"
PROFIMAT



Close-up of physical
impurities seen thru
viewing glass



Teknion Furniture
Systems with
4" PROFIMAT

Close-up of physical
impurities seen thru
viewing glass



References for JUDO Filter Installations in Ontario:

- Niagara Fallsview Casino Resorts
- Tridel Corporation - Condominiums in GTA
- Minto Development Group - Condominium Ottawa
- Lanterra Development - Condominiums in GTA
- HR Development - Condominiums in GTA
- Monarch Development Corporation - Condominiums in GTA
- Shui Pong Group - Condominiums in GTA
- Brookfield Residential Services Ltd - Condominiums in GTA
- Janssen-Ortho Inc. - Pharmaceutical Company a Johnson and Johnson Company
- Sudbury Regional Hospital
- Dufferin Peel Catholic District School Board
- Peel District School Board
- Fleetwood Metal Industries - Tier 1 Automotive Parts Manufacturer/Supplier
- VOA Canada Inc. - Tier 1 Automotive Parts Manufacturer/Supplier
- Otter Valley Foods - Food Product Producer, Tillsonburg Ont.
- E.D. Smith - Food Product Producer, Seaforth Ont.
- Teknion Furniture Systems - Office Furniture Manufacturer
- Parmalat - Dairy Product Producer, Winchester Plant
- NorthWest Plastics Ltd - Plastic Parts Manufacturer/Supplier
- Cap Reit - Apartment Properties in GTA
- Palace Place - Toronto Condominium
- Robert Cooke Co-operative Homes - Subsidized Rental Building
- Perth Ave Co-operative Homes - Subsidized Rental Building
- The Chedington 1 and 2 - Toronto Condominiums
- Bardun Towers - Apartment Properties
- Zolty Holdings - Apartment Properties
- Sterling Karamar - Apartment Properties

and many more ...

For further information or if you have any questions, please call us at Judo Water Treatment
Toll-Free (Canada/USA): (866) 451-5836

AUTOMATIC SELF-CLEANING BACKWASH WATER FILTER



ANSI/NSF 61/CSA-B125



**NO INTERRUPTION
TO THE WATER SUPPLY**

**FOR USE IN HIGH-RISE
RESIDENTIAL, INDUSTRIAL,
COMMERCIAL AND
INSTITUTIONAL APPLICATIONS**

REMA
water



REMA water
Guanajuato #7, San Esteban,
Naucalpan Edo. Méx

Tel: (55) 5250 2810
(55) 4597 1862

www.rema.com.mx
homewater@rema.com.mx



JUDO quality
management

We are certified according
ISO 9001:2008